

Wireless 802.11 a/b/g Outdoor AP			EOC-5610
2.4GHz / 5GHz	54Mbps	802.11 a/b/g	24V PoE

EOC-5610 is a long range outdoor wireless Access Point / Client Bridge that operates in both **5GHz and 2.4GHz** frequency. It provides high bandwidth up to 54Mbps and features high transmitted output power as well as superior sensitivity. EOC-5610 extends radio coverage, avoids unnecessary roaming between Access Points and ensures a stable wireless connection while reduces the number of required equipments.

EOC-5610 provides user friendly interface including user friendly distance control ranges from 1KM up to 30KM and RSSI LED indicator offering real time signal status. It comes with PoE injector for convenient outdoor installation.

EOC-5610 enforces transmission security with full support of latest encryption mechanism including 64/128-bit WEP, WPA and WPA2. With 13dBi internal antenna and superior performance, EOC-5610 makes an optimal wireless solution for both small and large scale projects.



Package Content

- 1* Wireless 802.11a/b/g Outdoor Device(EOC-5610)
- 1* PoE Injector (EPE-1212)
- 1* Power Adaptor(24V/1A)
- 1* CD with User's Manual
- 1* QIG
- 1* Metal strap
- 2* Special screw set

* Theoretical wireless signal rate based on IEEE standard of 802.11b, g chipset used. Actual throughput may vary. Network conditions and environmental factors lower actual throughput rate.

** All specifications are subject to change without notice.

Features

Wireless

- **5GHz / 2.4GHz** It works in 5GHz / 2.4GHz frequency spectrum
- **High output power** Transmit output power programmable for different country selections
- **High Data Rate** High speed transmitting rate up to 54Mbps, supports large payload such as MPEG video streaming
- **Multifunction application** Access Point/Client Bridge/Client Router
- **Long range transmitting** Transmit power control and distance control (ACK timeout)
- **Signal Strength Display** LED indicators have the best transmit and receive signal for traffic communication. And RF signal strength status shown LEDs of 3 colors, making network build-up easier
- **Public wireless solution** An AP interface that is especially useful in public areas such as hotspots and enterprise
- **QoS(WMM)** Enhance performance and density

Networking

- **PPPoE** Point-to-Point Protocol over Ethernet at Client Router mode. This function will keep trying when failed or disconnected
- **VPN Pass Through**

Security

- **802.11i** WEP, WPA, WPA2 (Encryption support TKIP/AES)
- **MAC address functions** MAC address filter (AP mode)
- **802.1x** IEEE802.1x Authenticator
- **Station isolation**

Management

- **Firmware Upgrade** Upgrading firmware via web browser, setting are reserved after upgrade
- **Reset & Backup** Reset to factory default. User can export all setting into a file via WEB
- **MIB** MIB I, MIB II(RFC1213)
- **SNMP** V1, V2c

* Theoretical wireless signal rate based on IEEE standard of 802.11b, g chipset used. Actual throughput may vary. Network conditions and environmental factors lower actual throughput rate.

** All specifications are subject to change without notice.

Technical Specifications

Hardware Specification	
MCU/RF	Atheros AR2313+AR5112
Memory	32MB SDRAM
Flash	8MB
Physical Interface	1 x 10/100 Fast Ethernet RJ-45 1 x Reset Button 1 x Antenna Switch (Internal and External Switch) 2 x SMA Connector (One is for 2.4GHz and another is for 5GHz)
LED indicators	Power/ Status LAN (10/100Mbps) WLAN (Wireless is up) 3 x Link Quality (Client Bridge mode) <ul style="list-style-type: none"> • Green: Good Quality • Yellow: Marginally Acceptable Quality • Red: Bad Quality
Power Requirements	Active Ethernet (Power over Ethernet) Proprietary PoE design Power Adapter 24V / 1A DC
Regulation Certifications	FCC Part 15C/15B/15E, EN301 893, EN 300 328, EN 301 489-1/-17, EN60950, IC Certification

RF Specification																											
Frequency Band	802.11a = 5.150~5.350GHz, 5.470~5.725GHz, 5.725~5.825GHz 802.11b/g = 2.412~2.472GHz																										
Modulation Technology	OFDM = BPSK, QPSK, 16-QAM, 64-QAM DSSS = DBPSK, DQPSK, CCK																										
Operating Channels	802.11a = See the Table1 802.11b/g = 11 for North America, 14 for Japan, 13 for Europe																										
Receive Sensitivity (Typical)	802.11a -92dBm @ 6Mbps, -73dBm @ 54Mbps	802.11g -92 dBm @ 6Mbps, -75 dBm @ 54Mbps	802.11b -97 dBm @ 1Mbps -91 dBm @ 11Mbps																								
Available transmit power (Average power)	<table border="1" style="width: 100%; border-collapse: collapse;"> <thead> <tr> <th colspan="2">FCC</th> <th colspan="2">ETSI</th> </tr> <tr> <th>Frequency</th> <th>Power</th> <th>Frequency</th> <th>Power</th> </tr> </thead> <tbody> <tr> <td rowspan="4" style="text-align: center;">5.150~5.350 GHz IEEE802.11a</td> <td>26dBm@6~24Mbps</td> <td rowspan="4" style="text-align: center;">5.150~5.350 GHz IEEE802.11a</td> <td>26dBm@6~24Mbps</td> </tr> <tr> <td>24dBm@36Mbps</td> <td>24dBm@36Mbps</td> </tr> <tr> <td>22dBm@48Mbps</td> <td>22dBm@48Mbps</td> </tr> <tr> <td>20dBm@54Mbps</td> <td>20dBm@54Mbps</td> </tr> <tr> <td rowspan="2" style="text-align: center;">5.470~5.725 GHz</td> <td>26dBm@6~24Mbps</td> <td rowspan="2" style="text-align: center;">5.470~5.725 GHz</td> <td>26dBm@6~24Mbps</td> </tr> <tr> <td>24dBm@36Mbps</td> <td>24dBm@36Mbps</td> </tr> </tbody> </table>			FCC		ETSI		Frequency	Power	Frequency	Power	5.150~5.350 GHz IEEE802.11a	26dBm@6~24Mbps	5.150~5.350 GHz IEEE802.11a	26dBm@6~24Mbps	24dBm@36Mbps	24dBm@36Mbps	22dBm@48Mbps	22dBm@48Mbps	20dBm@54Mbps	20dBm@54Mbps	5.470~5.725 GHz	26dBm@6~24Mbps	5.470~5.725 GHz	26dBm@6~24Mbps	24dBm@36Mbps	24dBm@36Mbps
FCC		ETSI																									
Frequency	Power	Frequency	Power																								
5.150~5.350 GHz IEEE802.11a	26dBm@6~24Mbps	5.150~5.350 GHz IEEE802.11a	26dBm@6~24Mbps																								
	24dBm@36Mbps		24dBm@36Mbps																								
	22dBm@48Mbps		22dBm@48Mbps																								
	20dBm@54Mbps		20dBm@54Mbps																								
5.470~5.725 GHz	26dBm@6~24Mbps	5.470~5.725 GHz	26dBm@6~24Mbps																								
	24dBm@36Mbps		24dBm@36Mbps																								

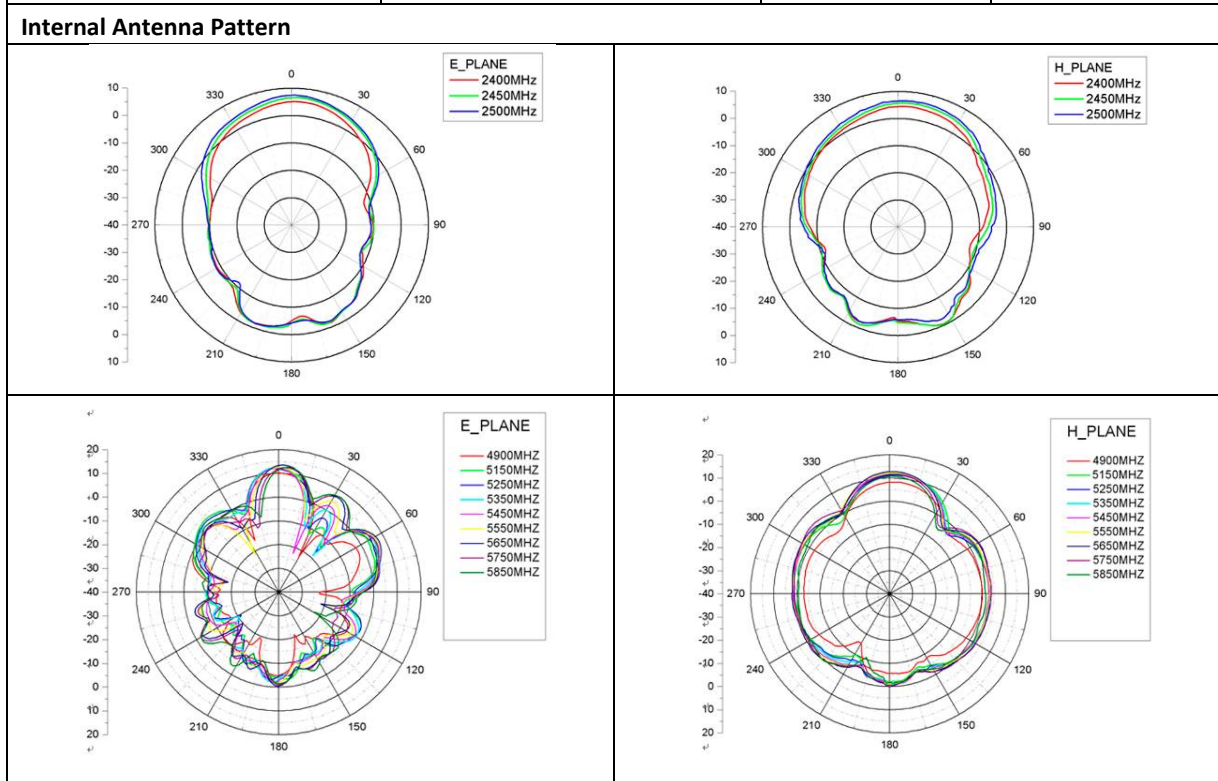
* Theoretical wireless signal rate based on IEEE standard of 802.11b, g chipset used. Actual throughput may vary. Network conditions and environmental factors lower actual throughput rate.

** All specifications are subject to change without notice.

3/16/2009

	IEEE802.11a	22dBm@48Mbps 20dBm@54Mbps	IEEE802.11a	22dBm@48Mbps 20dBm@54Mbps
	5.725~5.825 GHz IEEE802.11a	26dBm@6~24Mbps 24dBm@36Mbps 22dBm@48Mbps 20dBm@54Mbps	5.725~5.825 GHz IEEE802.11a	26dBm@6~24Mbps 24dBm@36Mbps 22dBm@48Mbps 20dBm@54Mbps
	2.412~2.462 GHz IEEE802.11g	26dBm@6~24Mbps 24dBm@36Mbps 23dBm@48Mbps 22dBm@54Mbps	2.412~2.472 GHz IEEE802.11g	26dBm@6~24Mbps 24dBm@36Mbps 23dBm@48Mbps 22dBm@54Mbps
	2.412~2.462 GHz IEEE802.11b	27dBm@1~11Mbps	2.412~2.472 GHz IEEE802.11b	27dBm@1~11Mbps

Internal Antenna	Antenna Specification		
	Gain	5dBi	13dBi
	Radiation	Directional	Directional
	Frequency Band Range	2.4-2.5GHz	5.1-5.8GHz
	Horizontal -3dB Bandwidth	40°	42°
	Vertical -3dB Bandwidth	40°	21°



External Antenna	2 x SMA connector (for 2.4GHz and 5GHz individually)
-------------------------	--

* Theoretical wireless signal rate based on IEEE standard of 802.11b, g chipset used. Actual throughput may vary. Network conditions and environmental factors lower actual throughput rate.

** All specifications are subject to change without notice.

Software Features	
General	
Topology	Infrastructure
Protocol / Standard	IEEE 802.3 (Ethernet) IEEE 802.3u (Fast Ethernet) IEEE 802.11b/g (2.4GHz WLAN)
Operation Mode	802.11 a/b/g Access Point Client Bridge Client Router
LAN	DHCP Server DHCP Client
VPN	VPN Pass through
Wireless	Channel Selection (Setting varies by countries) Transmission Rate 11 a/b/g : 54, 48, 36, 24, 18, 12, 11, 9, 6, 5.5, 2, 1 Mbps Long distance transmission : 1km to 30km (Ack timeout) Transmit power table Signal Strength indication using LEDs PPPoE (CR mode) Preferred SSID
Security	WEP Encryption-64/128/152 bit WPA/WPA2 Personal (WPA-PSK using TKIP or AES) WPA/WPA2 Enterprise (WPA-EAP using TKIP) 802.1x Authenticator Hide SSID in beacons MAC address filtering, up to 50 field Wireless STA (Client) connected list
QoS	WMM
Management	
Configuration	Web-based configuration (HTTP)
Firmware Upgrade	- Upgrade firmware via web-browser - Keep latest setting when f/w update
Administrator Setting	Administrator password change
Reset Setting	- Reboot (Press 1 second) - Reset to Factory Default (Press 5 seconds)
System monitoring	Status, Event Log
SNMP	V1, V2c
MIB	MIB I, MIB II (RFC1213)
Backup & Restore	Settings through Web
Time setting	NTP (Auto-setting of time) Time setting manually

* Theoretical wireless signal rate based on IEEE standard of 802.11b, g chipset used. Actual throughput may vary. Network conditions and environmental factors lower actual throughput rate.

** All specifications are subject to change without notice.

3/16/2009

Environment & Mechanical

Temperature Range	Operating -20°C~70°C Storage -30°C to 80°C
Humidity (non-condensing)	0%~95% typical
Dimensions	260mm (L) x 84mm (W) x 55mm (H)
Weight	300g

Table1

(Americas (FCC)):

2.412 to 2.462 GHz; 11 channels
 5.180 to 5.320 GHz; 8 channels
 5.500 to 5.700 GHz, 8 channels (excludes 5.600 to 5.640 GHz)
 5.745 to 5.825 GHz; 5 channels

(China):

2.412 to 2.472 GHz; 13 channels
 5.745 to 5.825 GHz; 5 channels

(ETSI):

2.412 to 2.472 GHz; 13 channels
 5.180 to 5.320 GHz; 8 channels
 5.500 to 5.700 GHz, 11 channels

(Israel):

2.412 to 2.472 GHz, 13 channels
 5.180 to 5.320 GHz; 8 channels

(Korea):

2.412 to 2.472 GHz; 13 channels
 5.180 to 5.320 GHz; 8 channels
 5.500 to 5.620 GHz, 7 channels
 5.745 to 5.805 GHz, 4 channels

(Japan2):

2.412 to 2.472 GHz; 13 channels
 5.180 to 5.320 GHz; 8 channels

(Singapore):

2.412 to 2.472 GHz; 13 channels
 5.180 to 5.320 GHz; 8 channels
 5.745 to 5.825 GHz; 5 channels

(Taiwan):

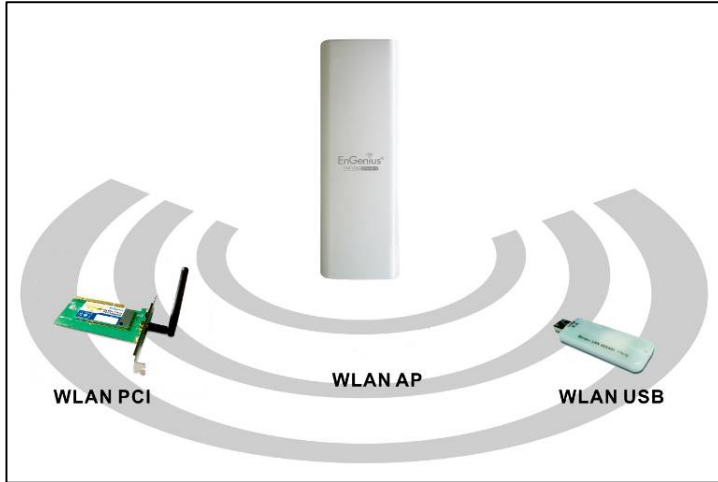
2.412 to 2.462 GHz; 11 channels
 5.280 to 5.320 GHz; 3 channels
 5.500 to 5.700 GHz, 11 channels
 5.745 to 5.825 GHz; 5 channels

* Theoretical wireless signal rate based on IEEE standard of 802.11b, g chipset used. Actual throughput may vary. Network conditions and environmental factors lower actual throughput rate.

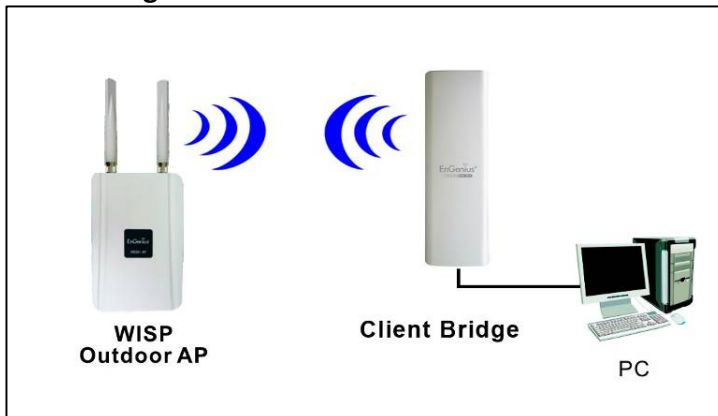
** All specifications are subject to change without notice.

Application


Access Point Mode



Client Bridge Mode



Client Router

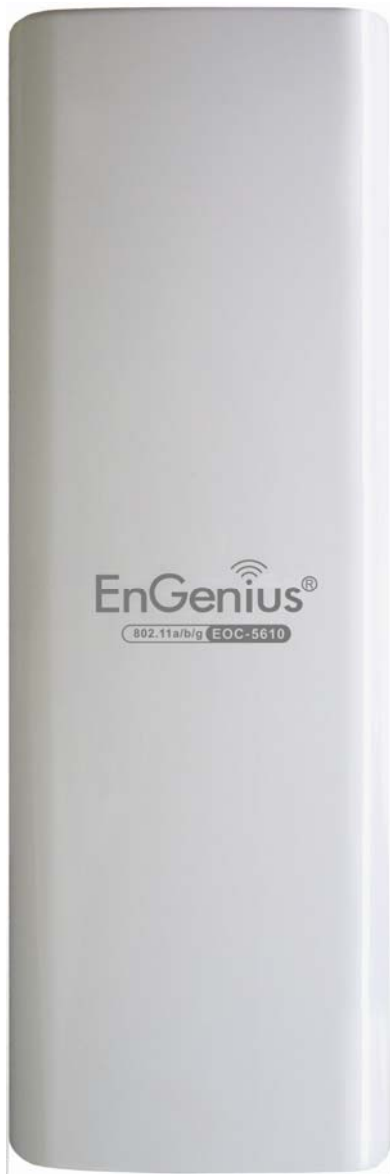


* Theoretical wireless signal rate based on IEEE standard of 802.11b, g chipset used. Actual throughput may vary. Network conditions and environmental factors lower actual throughput rate.

** All specifications are subject to change without notice.

3/16/2009

Product ID & Mounting Base



Signal Indicator

RJ-45 LAN Port

Reset

Antenna Switch

External 2.4GHz SMA Connector

External 5GHz SMA Connector

* Theoretical wireless signal rate based on IEEE standard of 802.11b, g chipset used. Actual throughput may vary. Network conditions and environmental factors lower actual throughput rate.

** All specifications are subject to change without notice.